


ALICE IN PALM BEACH COUNTY



2021 Point-in-Time Data

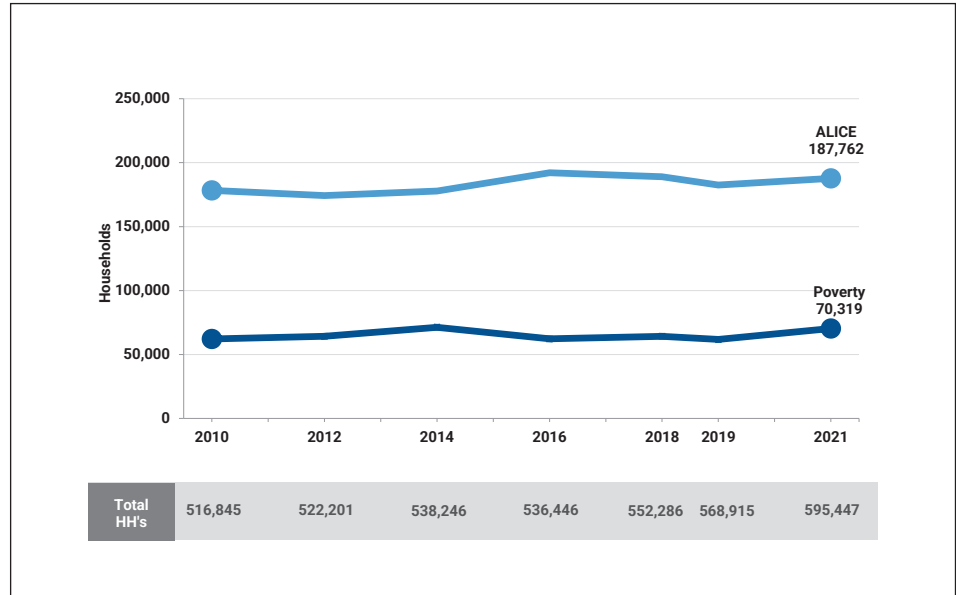
Population: 1,497,987 • **Number of Households:** 595,447 (5% change from 2019)
Median Household Income: \$70,002 (state average: \$63,062)
Labor Force Participation Rate: 59.4% (state average: 59.1%)
ALICE Households: 32% (state average: 32%) • **Households in Poverty:** 12% (state average: 13%)

Financial Hardship Changes Over Time

ALICE is an acronym for **A**sset Limited, **I**ncome Constrained, **E**mloyed – households that earn more than the Federal Poverty Level, but less than the basic cost of living for the county (the ALICE Threshold). Households below the ALICE Threshold – ALICE households plus those in poverty – can't afford the essentials.

As circumstances change, households may find themselves below or above the ALICE Threshold at different times. While the COVID-19 pandemic brought employment shifts, health struggles, and school/business closures in 2021, it also spurred unprecedented public assistance through pandemic relief measures. In 2019, 244,310 households in Palm Beach County were below the ALICE Threshold; in 2021 this number changed to 258,081, (a 6% change).

Households by Income, Palm Beach County, 2010–2021



Note: See an interactive version of this data at UnitedForALICE.org/Florida
 Sources: ALICE Threshold, 2010–2021; American Community Survey, 2010–2021

The Cost of Basics Outpaces Wages

The Household Survival Budget reflects the minimum cost to live and work in the modern economy and includes housing, child care, food, transportation, health care, a smartphone plan, and taxes. It does not include savings for emergencies or future goals like college or retirement. The Household Survival Budget is calculated at the county level and varies by household composition, as costs can vary greatly depending on location and household needs.

In 2021, household costs in Palm Beach County were well above the Federal Poverty Level of \$12,880 for a single adult and \$26,500 for a family of four.

To see costs for different household compositions in Palm Beach County, visit UnitedForALICE.org/Household-Budgets/Florida

Household Survival Budget, Palm Beach County, 2021

	SINGLE ADULT	2 ADULTS, 1 INFANT, 1 PRESCHOOLER
Monthly Costs and Credits		
Housing – Rent	\$829	\$1,176
Housing – Utilities	\$154	\$292
Child Care	–	\$1,667
Food	\$514	\$1,402
Transportation	\$359	\$836
Health Care	\$224	\$854
Technology	\$75	\$110
Miscellaneous	\$216	\$634
Tax Payments	\$325	\$1,089
Tax Credits	\$0	-\$1,267
Monthly Total	\$2,696	\$6,793
ANNUAL TOTAL	\$32,352	\$81,516
Hourly Wage*	\$16.18	\$40.76

*Wage working full-time required to support this budget
 For ALICE Survival Budget sources, visit UnitedForALICE.org/Methodology

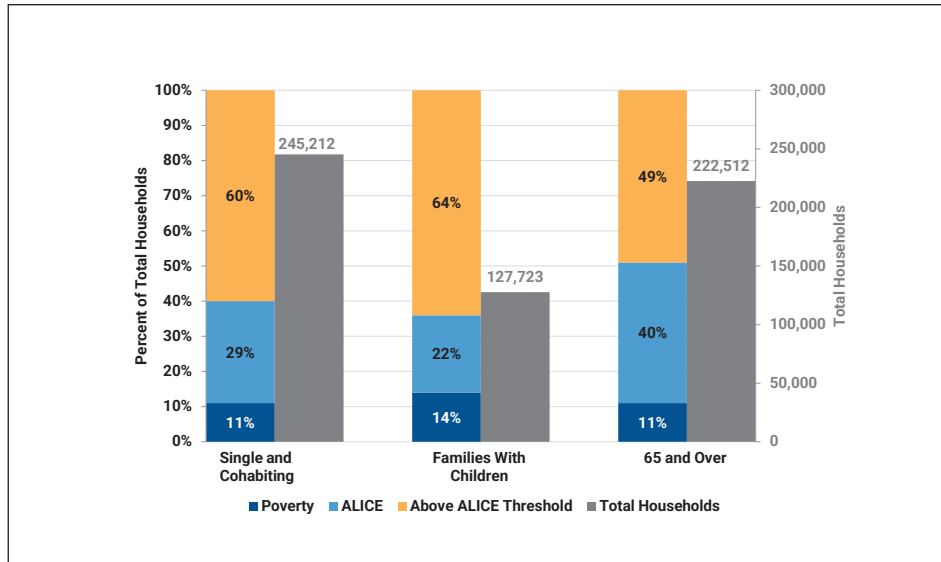
Financial Hardship is Not Evenly Distributed

Groups with the largest number of households below the ALICE Threshold tend to also be the largest demographic groups. However, when looking at the percentage of each group that is below the ALICE Threshold, some groups are more likely to be ALICE than others.

By addressing the disparities in financial hardship by county demographics, community members can move toward more equitable solutions.

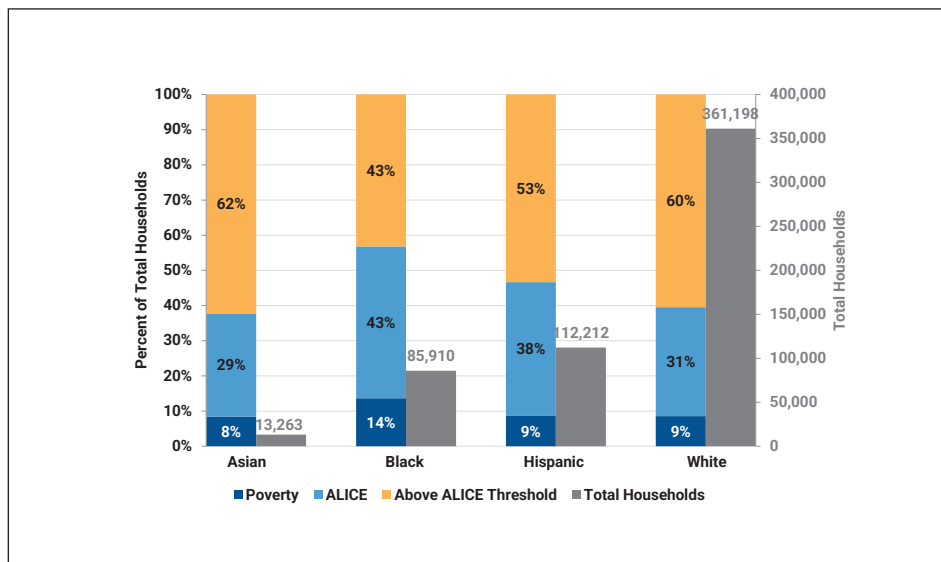
Visit UnitedForALICE.org/Florida to view more national, state, and county data.

Household Financial Status by Household Type, Palm Beach County, 2021



Source: ALICE Threshold, 2021; American Community Survey, 2021

Household Financial Status by Race/Ethnicity, Palm Beach County, 2021



Note: All racial categories are for one race alone. Race and ethnicity are overlapping categories; the Asian and Black groups may include Hispanic households. The White group includes only White, non-Hispanic households. The Hispanic group may include households of any race.

Source: ALICE Threshold, 2021; American Community Survey, 2021

Palm Beach County, 2021		
Town	Total Households	% ALICE & Poverty
Belle Glade-Pahokee CCD	9,682	68%
Boca Raton CCD	61,332	37%
Boynton Beach-Delray Beach CCD	145,777	47%
Glades CCD	236	100%
Jupiter CCD	39,006	31%
Lake Worth CCD	81,619	56%
Riviera Beach CCD	45,107	44%
Royal Palm Beach-West Jupiter CCD	42,179	33%
Sunshine Parkway CCD	78,374	34%
Western Community CCD	10,119	27%
West Palm Beach CCD	67,688	55%

Note: Municipal-level data on this page is 5-year averages for Census County Subdivisions. Totals will not match county-level numbers because data is not available for the smallest County Subdivisions, and county-level data is often 1-year estimates.